


LVP SERIES

Clean Water Submersible Monoset Pumps 50 Hz



Passion for Pumps



INTRODUCTION

The Lubi LVP series are single-stage, centrifugal, submersible Monoset pumps.

Pumps have vertical suction and vertical discharge outlet.

These pumps are designed for domestic applications for pumping clean drinking water without any solids and impurities.

They are available in 0.75 kW with float switch for single phase power supply.

All pumps have double mechanical shaft seal.

These pumps are furnished with automatic reset thermal overload protector to prevent burn-out of pump.

APPLICATIONS

- For water supply to overhead tanks for houses, apartments, hotels, hospitals, complexes, etc.

PUMPED LIQUIDS

Pumps are suitable for pumping clean water without any solids and impurities.

FEATURES AND BENEFITS

- Light weight, portable.
- Stainless steel sheet metal motor body and impeller.
- Stainless steel motor shaft.
- A rugged float switch is provided to prevent dry running of pump.
- Pumps are furnished with double mechanical shaft seal.
- Class-F motor insulation which can handle higher motor temperature.
- Thermally protected motors which prevents motor from burn out.
- A fully waterproof IP 68 structure.
- Permanently lubricated ball bearings.

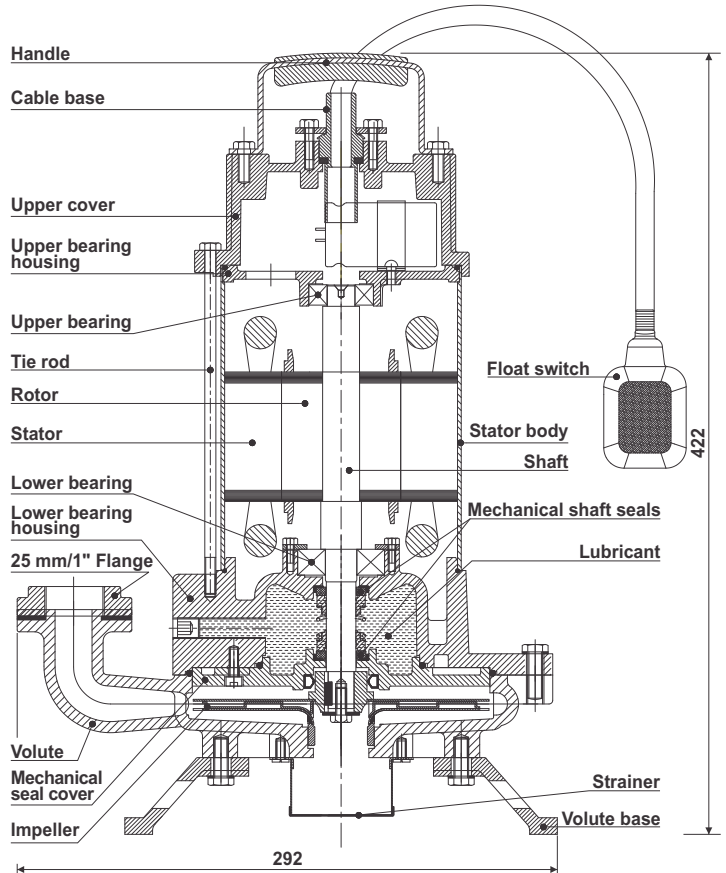
OPERATING CONDITIONS

Flow range : Max. 9 m³/h
 Head range : Max. 31 metres
 Ambient temperature : Max. +50°C
 Liquid temperature range: 0°C to +50°C

MOTOR

Motor type : Dry motor
 Ratings : 1 phase - 0.75 kW
 Rated speed : 2900 rpm
 Enclosure class : IP 68
 Insulation class : F
 Voltages : 1 phase 230 V
 (Tolerance +5% / -15%)
 Supply frequency : 50 Hz
 Duty rating : S1 - When pump is completely submerged
 S3 - When pump is partially submerged
 Direction of rotation : Clockwise as seen from the motor rear end.

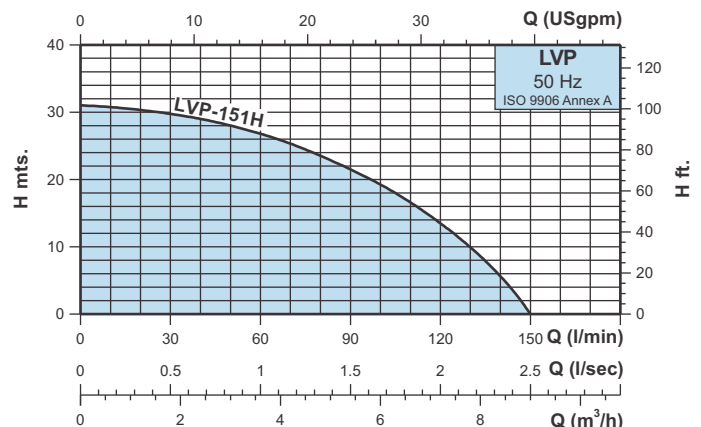
DESIGN FEATURES



MATERIAL OF CONSTRUCTION

Component	Material
Volute	Cast iron
Impeller	Stainless steel
Stator body	Stainless steel
Shaft	Stainless steel AISI 410
Mechanical shaft seal	Carbon/Ceramic

PERFORMANCE CURVES & PERFORMANCE DATA



Model	Power kW HP	Start method	I _{1/1} [A]	Q m ³ /h		Q l/min		Q l/sec		Gross weight [kg]	Gross volume [m ³]	
				0.6	1.8	3.6	5.4	7.2	8.4			10
LVP 151H	0.75 1.0	Capacitor	6.0	H m	29.8	29	26.7	21.4	13.5	5.5	23.0	0.072

LUBI INDUSTRIES LLP

Near Kalyan Mills, Naroda Road, Ahmedabad-380 025, INDIA.

Phone : +91 - 79 - 61700100, Fax No. : +91 - 79 - 61700399.

Sales Enquiries: mkt-sales@lubipumps.com, exp-sales@lubipumps.com

www.lubipumps.com

Product Improvement is a continuous process at 'LUBI'. The data given in this publication is therefore subject to revision.



ISO 9001

ISO 14001

Customer Care Number : 9824200800